



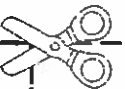
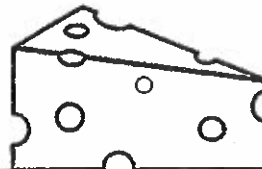

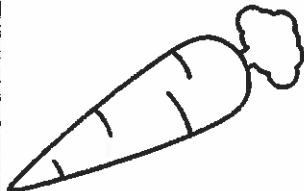
Dear Families,

Please put this packet in a safe place to save for your child to work on in the event of a school closure.








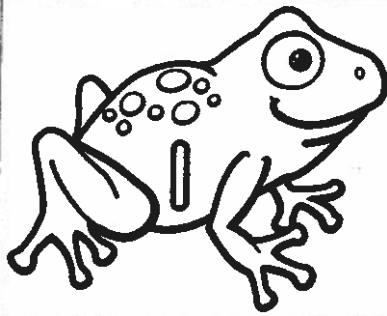



Which Food for Healthy Teeth?












Five Little Speckled Frogs

HELP - Color and cut out pieces.
- Tape each piece onto a popsicle stick.




Name: _____

Spring Color Words



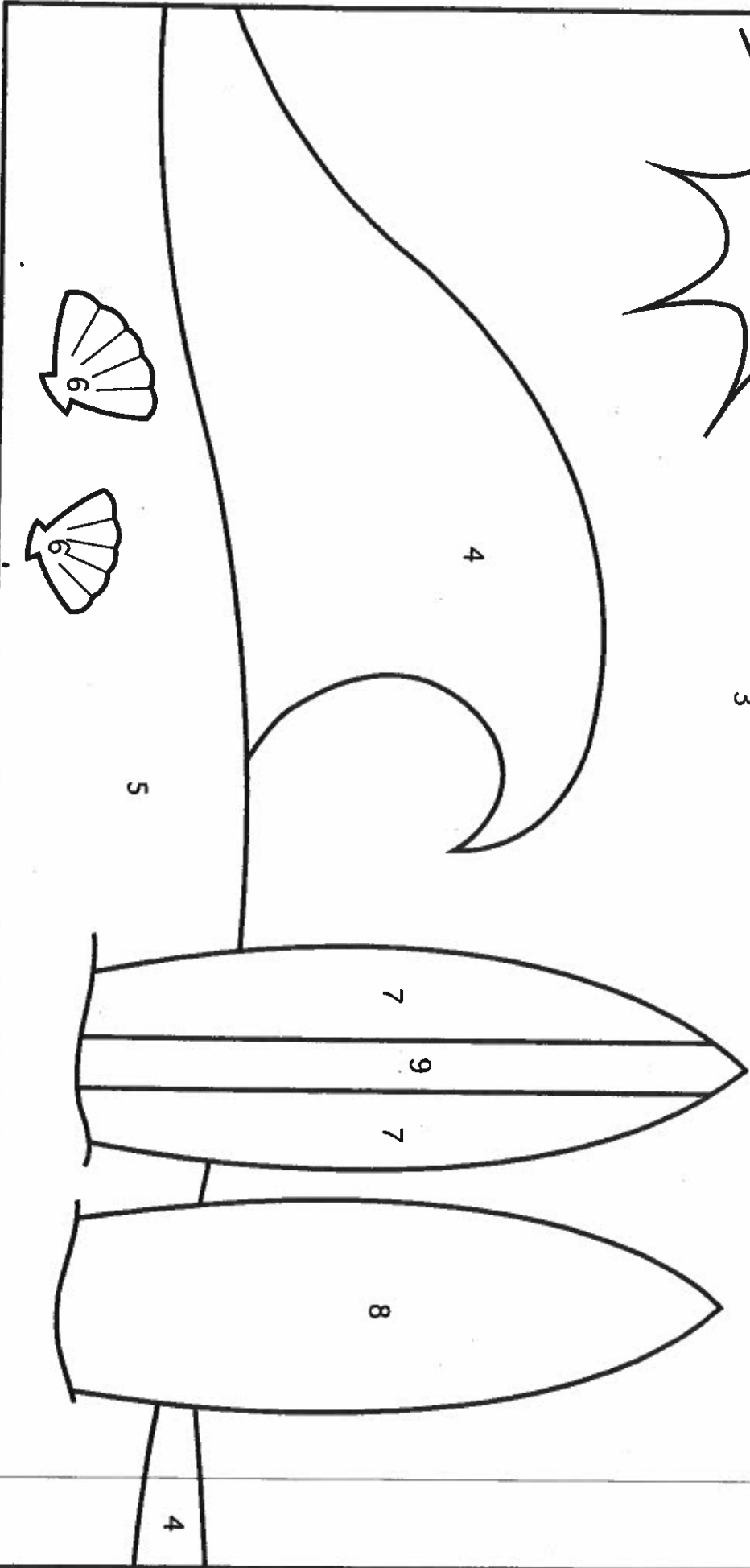
Let's go surfing!



Color Key:

1 = Yellow	2 = Orange	3 = Light Blue
4 = Blue	5 = Tan	6 = Pink
7 = Purple	8 = Red	9 = Light Green


3



Name: _____

Color the Kissing Hand

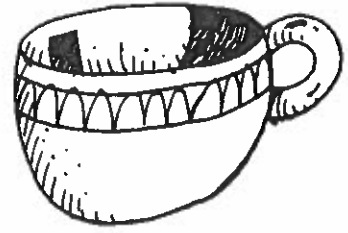
- 1 - yellow
- 2 - orange
- 3 - green
- 4 - brown
- 5 - black
- 6 - red
- 7 - gray




BEGINNING PHONICS

The "c" sound

Cc



Which ones begin with c? Color them purple.




Skills: Recognition of the "c" sound; Sound/symbol association


BEGINNING PHONICS

The "d" sound

Dd



Which ones begin with d? Color them red.




Skills: Recognition of the "d" sound; Sound/symbol association


BEGINNING PHONICS

The "h" sound

Hh



Which ones begin with h? Color them red.




Skills: Recognition of the "h" sound; Sound/symbol association


BEGINNING PHONICS

The "l" sound

Ll



Which ones begin with l? Color them yellow.




Skills: Recognition of the "l" sound; Sound/symbol association

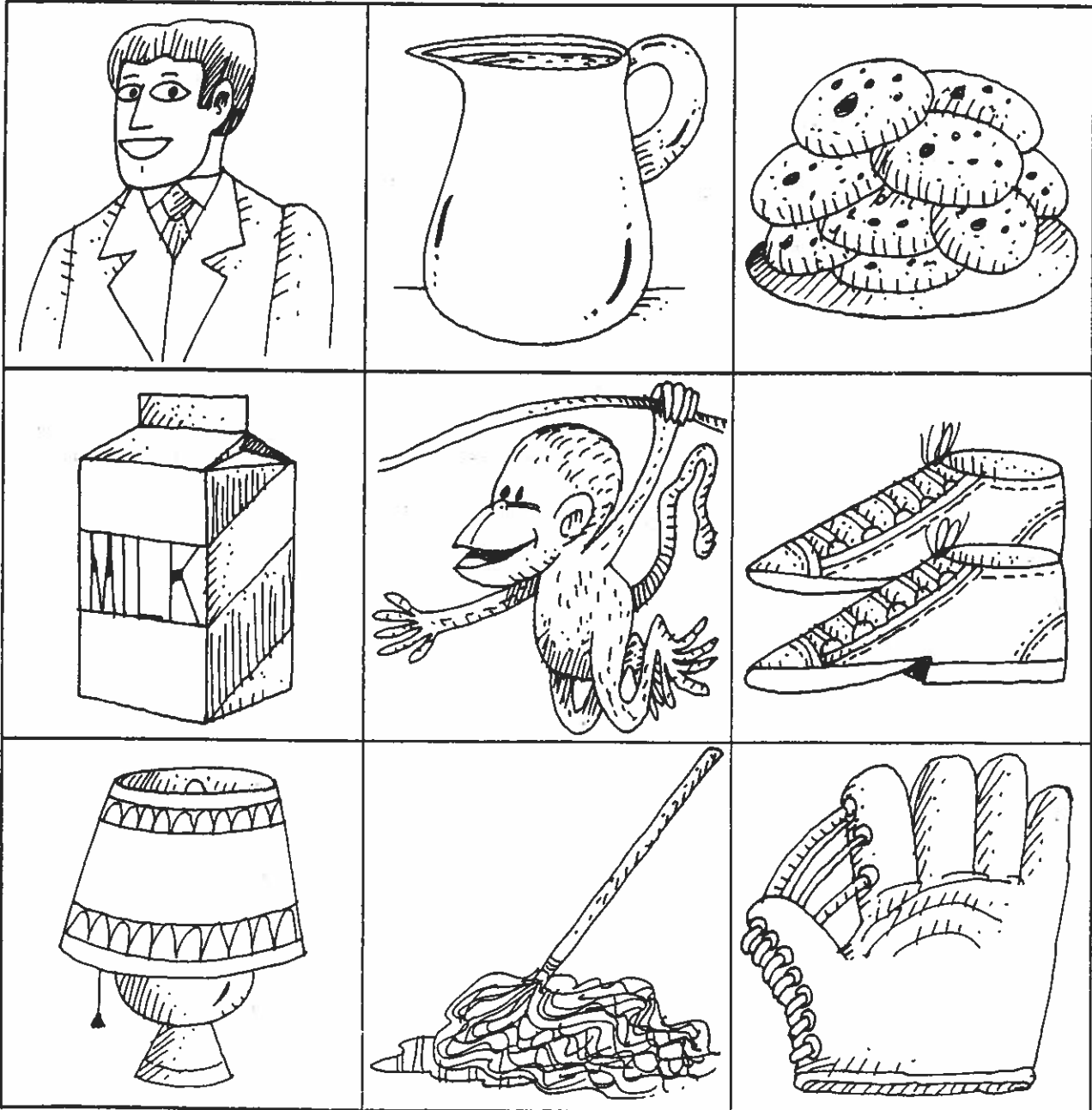
BEGINNING PHONICS

The "m" sound

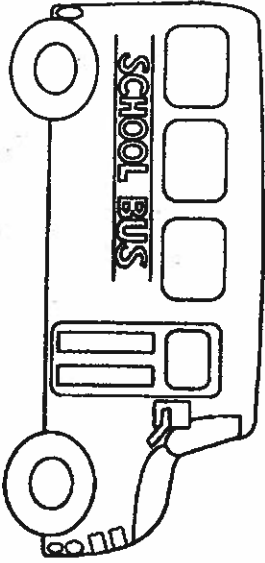
Mm


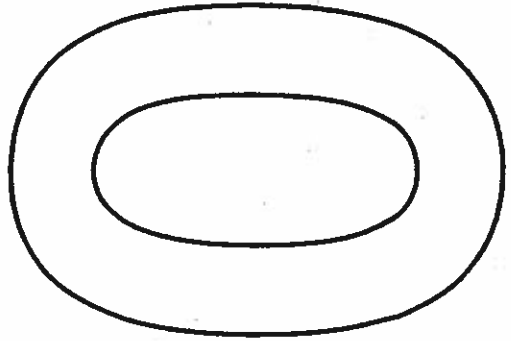


Which ones begin with m? Color them brown.




Skills: Recognition of the "m" sound; Sound/symbol association










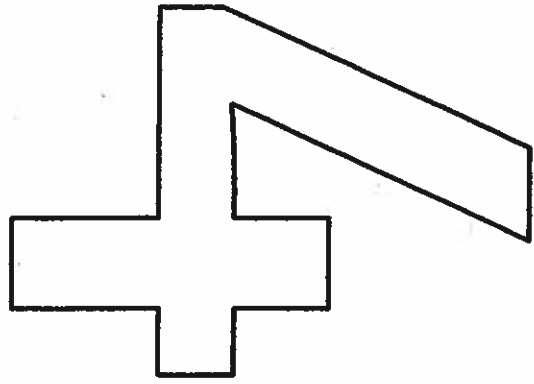


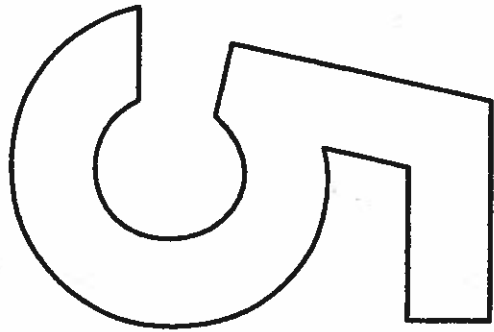
2



3











NUMBER CONCEPTS


Look at the numeral at the beginning of each row.
Circle that number of animals.
Then color the pictures.

3	 A row of five kangaroos of varying sizes and orientations, arranged in a slightly wavy line.
5	 A row of five koalas clinging to tree branches, arranged in a slightly wavy line.
4	 A row of five hedgehogs of varying sizes and orientations, arranged in a slightly wavy line.
3	 A row of five beavers of varying sizes and orientations, arranged in a slightly wavy line.


Skills: Identifying sets of "5"

NUMBER CONCEPTS


Look at the sets in each box.
Circle the number that tells how many.
Then color the pictures.




3 4 5




2 3 4




1 2 3



3 4 5



2 3 4



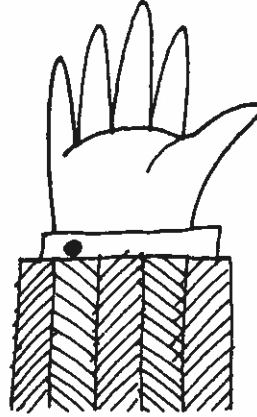

1 2 3

Skills: Identifying sets of "4"


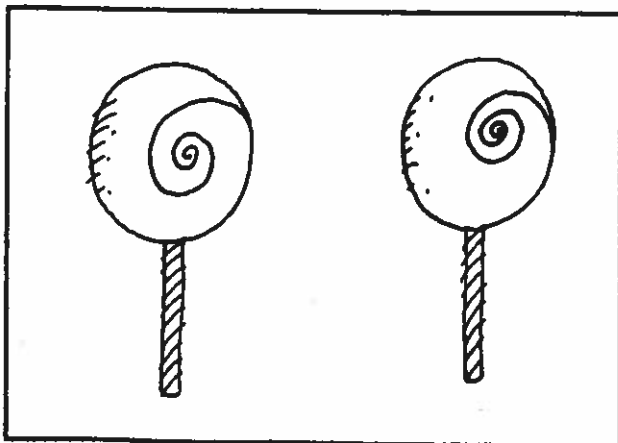
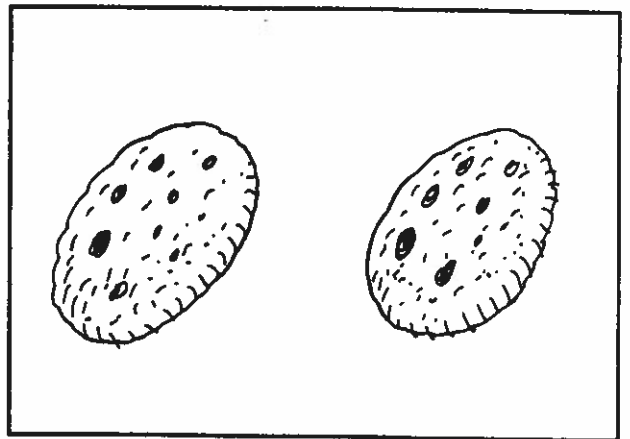

MATH READINESS SKILLS

Look at the hands at the top of the page.
One hand is on the right. One hand is on the left.
Circle the pictures that are on the right.
Draw a line under the pictures that are on the left.

left





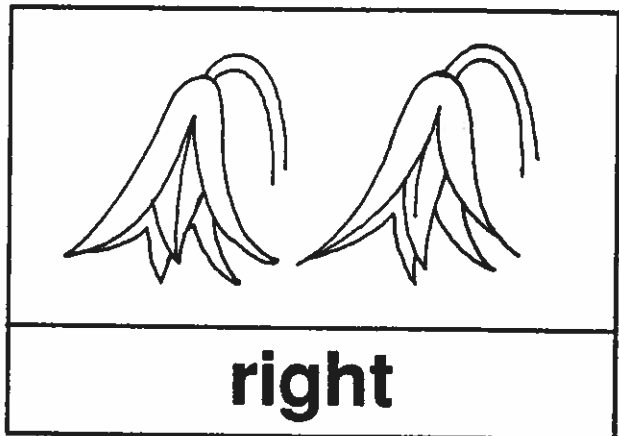

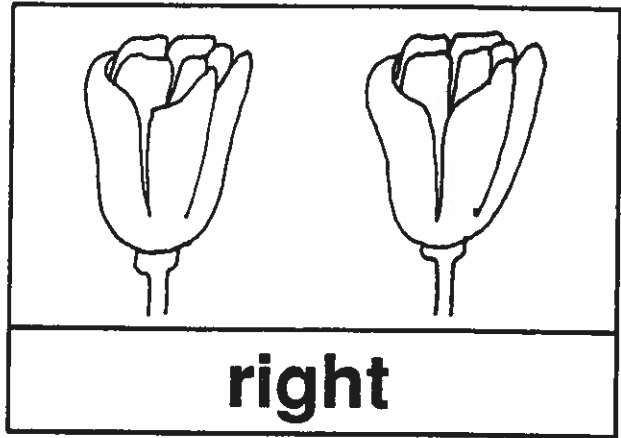

right



Skills: Recognizing right and left; Position

MATH READINESS SKILLS

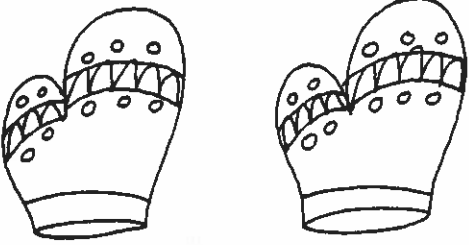
Look at the picture in each box.
Look at the word **left** or **right** under each picture.
Circle the object that is on the appropriate side.



Skills: Recognizing left and right; Position

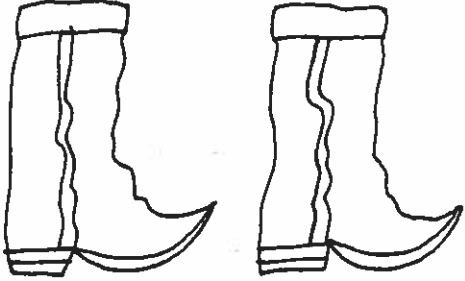
MATH READINESS SKILLS

Look at the picture in each box.
Look at the word **left** or **right** under each picture.
Circle the object that is on the appropriate side.



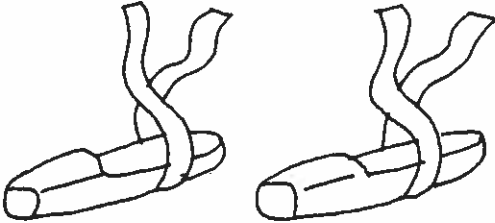
left

A pair of mittens. The left mitten has a thumb patch on the left side, and the right mitten has a thumb patch on the right side.



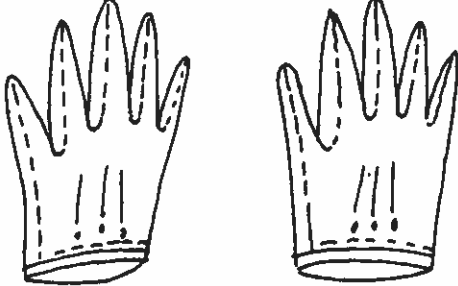
right

A pair of boots. The left boot has a pointed toe on the left side, and the right boot has a pointed toe on the right side.



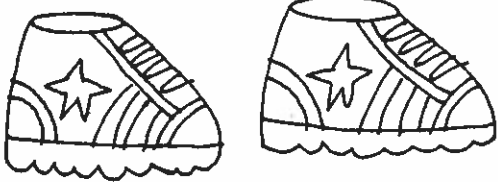
left

A pair of shoes. The left shoe has a strap on the left side, and the right shoe has a strap on the right side.




right

A pair of gloves. The left glove has a thumb patch on the left side, and the right glove has a thumb patch on the right side.



left

A pair of sneakers. The left sneaker has a star on the left side, and the right sneaker has a star on the right side.



right

A pair of sandals. The left sandal has a strap on the left side, and the right sandal has a strap on the right side.

Skills: Recognizing left and right; Position

BEGINNING WRITING SKILLS

Start at the dots. Trace the broken lines.

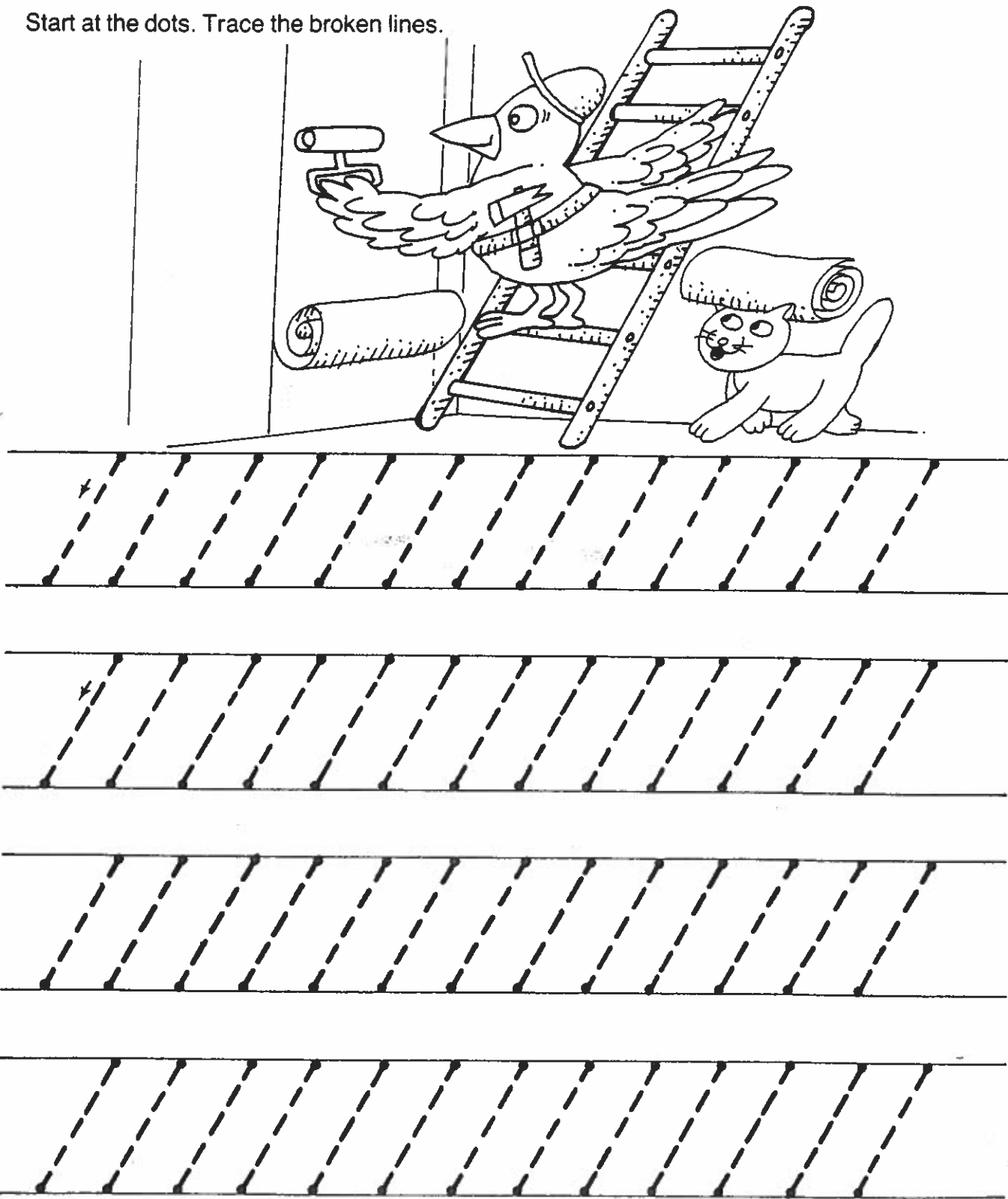


Four sets of handwriting practice lines. Each set consists of a solid top line, a dashed middle line, and a solid bottom line. The first two sets have a small downward arrow and a dot at the start of the dashed line to indicate the starting point for tracing. The remaining two sets are blank for independent practice.

Skills: Fine motor skill development; Eye/hand coordination; Forming vertical lines

BEGINNING WRITING SKILLS

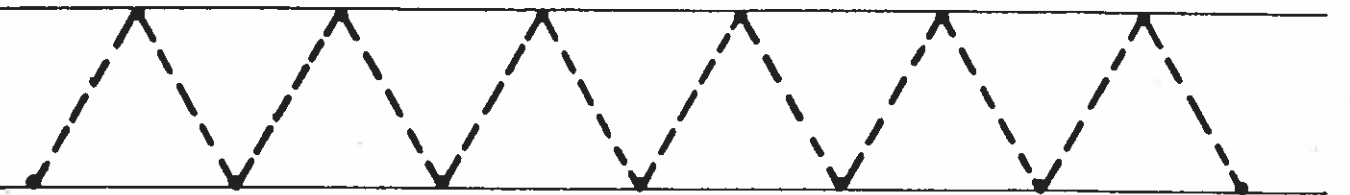
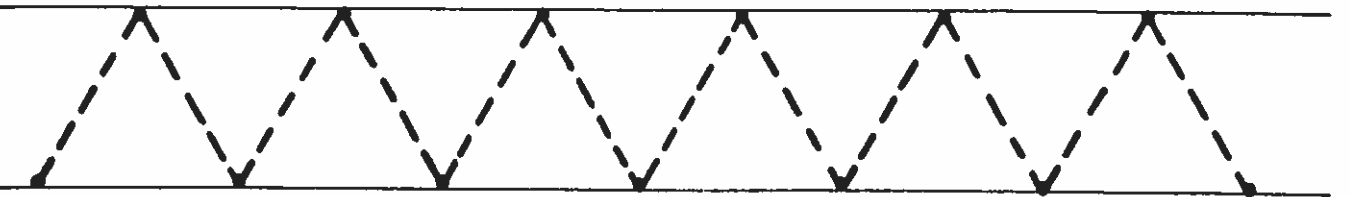
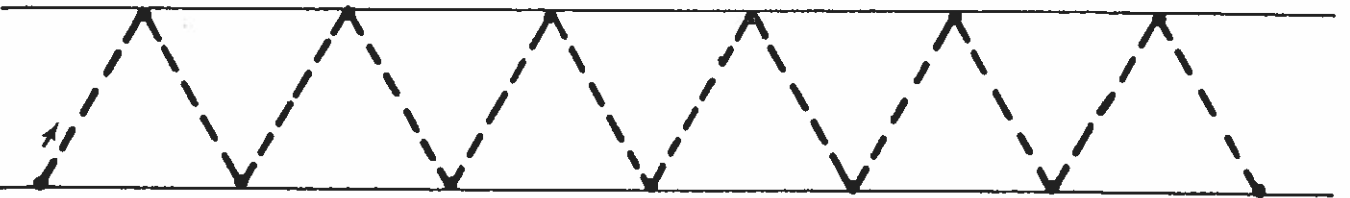
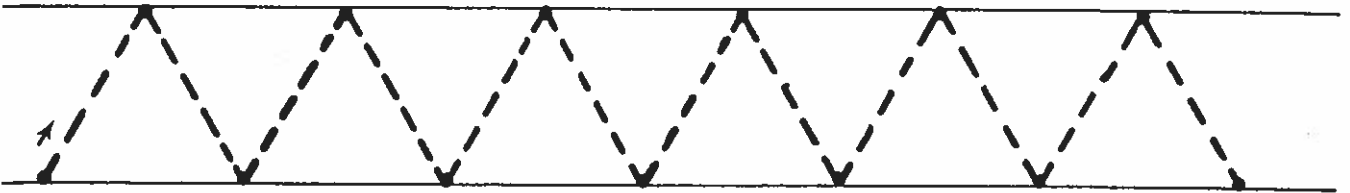

Start at the dots. Trace the broken lines.



Skills: Fine motor skill development; Eye/hand coordination; Forming diagonal lines

BEGINNING WRITING SKILLS

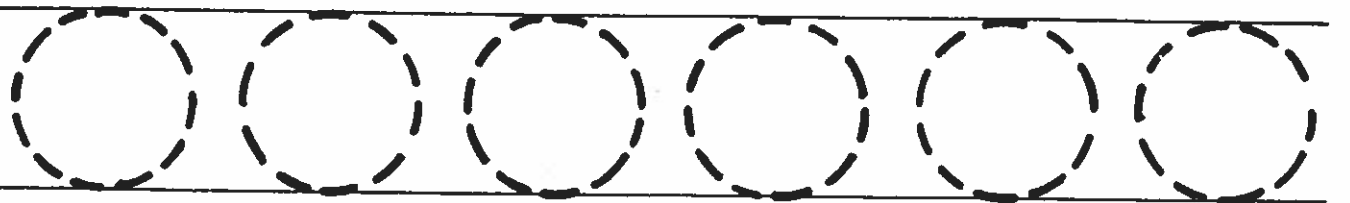
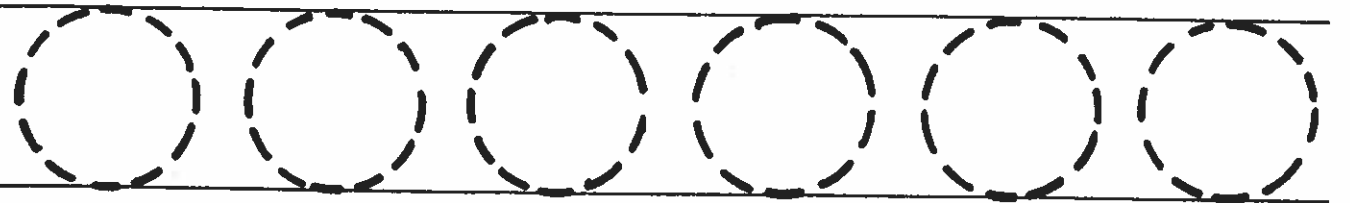
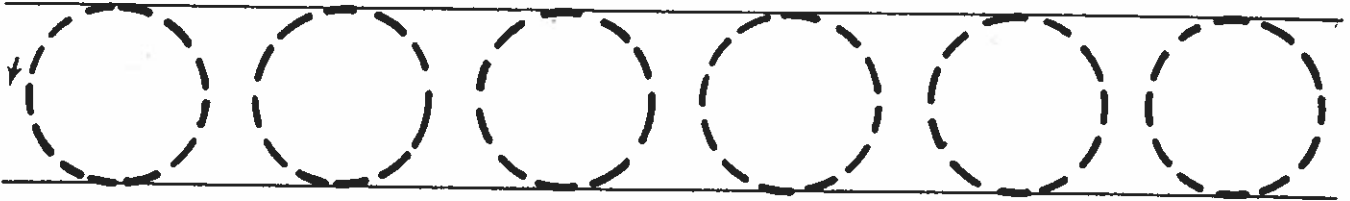

Start at the dots. Trace the broken lines.



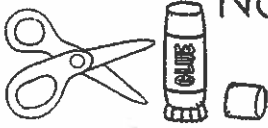
Skills: Fine motor skill development; Eye/hand coordination; Forming diagonal lines

BEGINNING WRITING SKILLS

Start at the dots. Trace the broken lines.











Skills: Fine motor skill development; Eye/hand coordination; Forming closed curves



Name _____

Find my number!

Cut and glue the number that shows how many.



4

0

2

5

1

7

6

3



Name _____

Give me Five!

Color each group that has 5. Put an X on groups that do not have 5.

